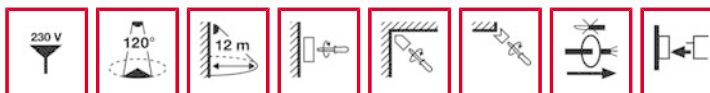




Order description	Order number	EAN code
MD 120 white	EM10025211	4015120025211
MD 120 brown	EM10025228	4015120025228
MD 120 black	EM10025235	4015120025235



Short description:

- Motion detector with 120° viewing distance for convenient lighting control
- Prevention of operating errors through in-built selector switch for test function/automatic operation
- One-handed plug-base installation for quick and easy installation
- Double diaphragm line entrance
- Connector bracket with large wiring space and optional line entrance from the top, bottom or rear
- Plug-in terminal for through-wiring of the protective conductor included
- Sensing and range adjustment by revolving and tilting spherical head technology
- Protective cap with bayonet lock for setting elements. Prevents unintentional parameter adjustment and protects from atmospheric influences
- For wall mounting
- Special brackets for mounting on inner and outer corners, available as accessories

Technical data:

Mains voltage	230 V AC, 50 Hz
Approx. power consumption	0.8 W
Viewing distance	120° sensor horizontally rotatable +/- 90°
Range	approx. 12 m, at an installation height of 2,5 m
Range adjustment	mechanically by tilting the motion detector head max 80°
Setting options	mechanically by adjusting controller
Switching capacity	230 V AC, 50 Hz, 1000 W/4.5 A (cos phi = 1), 500 VA/2.25 A (cos phi = 0.5)
Time setting	approx. 4 sec. - 10 mins.
Light value	approx. 2 - 1000 Lux
Permissible ambient temperature	-25 °C...+55 °C
Protection type	IP 44
Protection class	II
Test symbol	TÜV Süd
Installation type	wall mounting, mounting on inner and outer corners possible with accessories
Housing material	UV stabilised polycarbonate
Approx. measurements	height 81 mm x width 74 mm x length 102 mm
Colour	white, similar to RAL 9010, black, similar to RAL 9005, brown, similar to RAL 8017

Accessories

- EM10025518 - MD corner bracket white
- EM10980701 - RC-filter aluminium appearance



Order description

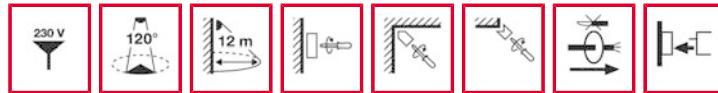
MD 120 white
MD 120 brown
MD 120 black

Order number

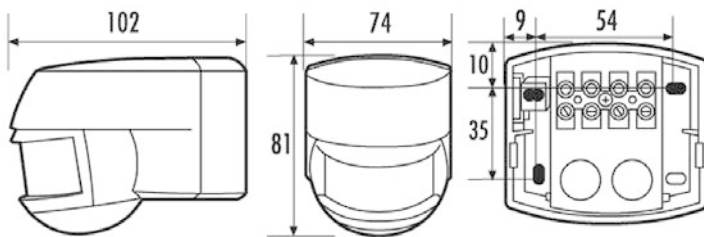
EM10025211
EM10025228
EM10025235

EAN code

4015120025211
4015120025228
4015120025235

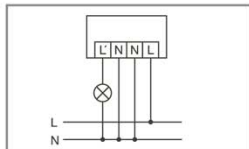


Dimensions in mm

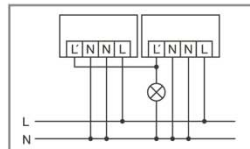


Schaltplan

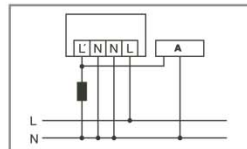
Bewegungsmelder MD 120, MD 200



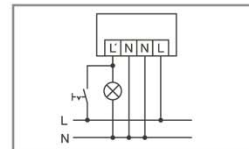
Standardbetrieb



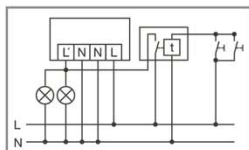
Parallelschaltung von max. 8 Geräten.



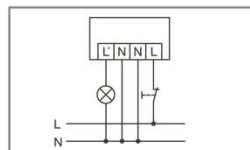
Bei Schaltung von Induktivitäten (z. B. Relais, Schütze, Vorschaltgeräte) kann der Einsatz eines Löschgliedes (A) erforderlich sein.



Standardbetrieb mit zusätzlicher Dauerlichtfunktion durch externen Schalter.



Parallelschaltung mit Treppenlichtautomat.



Standardbetrieb mit der zusätzlichen Möglichkeit des Einschaltens von Hand.

www.esylux.com